

Maiya Devi Girls' College

Bharatpur-10, Chitwan



EDUCATION MANAGEMENT INFORMATION SYSTEM REPORT 2082/83 B.S (2025/026 A.D.)

Submitted By: EMIS Unit
Date of Submission: 2083-01-19

FOREWORD

It is with great pleasure and a deep sense of responsibility that we present the *Education Management Information System (EMIS) Report 2082/83 B.S. (2025/2026 A.D.)* of Maiya Devi Girls' College. This publication reflects our continued commitment to strengthening institutional governance, enhancing academic quality, and promoting transparency through effective use of information systems.

In today's rapidly evolving educational landscape, the integration of technology into management practices is no longer optional but essential. An efficient Education Management Information System enables institutions to systematically collect, process, and utilize data for informed decision-making. This report highlights our efforts to adopt such systems in alignment with the guidelines of the University Grants Commission (UGC), Nepal, ensuring that our practices are consistent with national standards and global trends.

The EMIS report serves as a comprehensive document covering key dimensions of institutional management, including data collection, analysis, reporting mechanisms, and the use of digital tools to improve operational efficiency. It underscores the importance of reliable data in planning, monitoring, and evaluating academic and administrative functions. Through this initiative, Maiya Devi Girls' College reaffirms its dedication to fostering a culture of accountability, innovation, and continuous improvement.

This publication is the result of the collective efforts of our faculty, administrative staff, and stakeholders who have contributed their time, expertise, and insights in compiling and validating the information presented herein. Their dedication has been instrumental in ensuring the accuracy and usefulness of this report.

We believe that this EMIS report will serve as a valuable resource for the College Management Committee, policymakers, educators, and other stakeholders, helping them better understand institutional performance and identify areas for further enhancement. By bridging the gap between data and decision-making, we aim to contribute meaningfully to the overall development of the education sector.

We extend our sincere gratitude to all individuals involved in the preparation of this report. We also welcome constructive feedback and suggestions from readers, which will help us further improve the quality and scope of future publications.

Tej Prasad Poudel
Principal

Ram Krishna Ghimire
Chairman

ACKNOWLEDGEMENT

The EMIS Cell of Maiya Devi Girls' College sincerely acknowledges the support and cooperation of all individuals and institutions involved in the preparation of the EMIS Report 2082/83 (2025/2026). We are grateful to the University Grants Commission (UGC), Nepal, for its guidance and framework.

We extend our thanks to the College Management Committee, Principal, faculty, and administrative staff for their continuous support and active participation in data collection and verification. Special appreciation goes to the EMIS team for their dedicated efforts in compiling and managing the report.

We also thank all students and stakeholders for their valuable inputs. Their collective contribution has made this report possible.

EMIS Cell

Maiya Devi Girls' College

ABBREVIATIONS

HEMIS Higher Education Management Information System

B.Ed. Bachelor in Education

BBS Bachelor in Business Studies

M.Ed. Master in Education

MBS Master in Business Studies

QAA Quality Assurance and Accreditation

EDN E-Digital Nepal

TU Tribhuwan University

MDGC Maiya Devi Girls' College

UGC University Grant Commission

GPI Gender Parity Index

HE Higher Education

EMIS Education Management Information System

Table of Content

S.N	Sections:	Topic	Page No.
1	Section 1:	Introduction	1
2	Section 2:	Campus Level, Faculty and Program	2-3
3	Section 3:	Student Enrollment	4
4	Section 4:	Pass Rate	5
5	Section 5:	Graduates	6
6	Section 6:	Gender Parity Index (GPI)	7
7	Section 7:	Public Financing	8
8	Section 8:	Teachers and Staff	9
9	Section 9:	Student-Teacher Ratio	10
11	Section 10:	Recent Trends (Enrollment, Graduates, Pass Rates and Financing)	11-12
11	Section 11:	Annex Summary Enrollment by Level, Faculty, Program, Gender and caste ethnicity	13-18

SECTION 1:

INTRODUCTION

The Education Management Information System (EMIS) Report 2082/83 B.S. (2025/2026 A.D.) of Maiya Devi Girls' College has been prepared as a comprehensive document to present systematic, reliable, and updated information on the academic and administrative status of the institution. The report aims to support evidence-based planning, informed decision-making, and continuous quality improvement in line with national higher education policies and the guidelines of the University Grants Commission (UGC), Nepal.

This report compiles and analyzes key institutional data related to academic programs, student enrollment, performance indicators, human resources, and financial aspects. It serves as an important reference for stakeholders, including college management, faculty members, policymakers, and development partners, to assess institutional progress and identify areas for further enhancement.

The report is organized into several sections for clarity and ease of understanding. Section 1 introduces the report and its objectives. Section 2 presents information on campus level, faculties, and academic programs offered. Section 3 highlights student enrollment patterns, while Section 4 focuses on pass rates. Section 5 provides data on graduates, and Section 6 analyzes the Gender Parity Index (GPI) to assess gender equity. Section 7 covers public financing and resource allocation. Section 8 includes details on teachers and staff, and Section 9 examines the student-teacher ratio. Section 10 presents recent trends in enrollment, graduates, pass rates, and financing. Finally, Section 11 provides annexes with detailed summaries of enrollment by level, faculty, program, gender, and caste/ethnicity.

Overall, this report reflects the commitment of Maiya Devi Girls' College to strengthening its data management system and enhancing institutional transparency, accountability, and academic excellence.

SECTION 2:

CAMPUS LEVEL, FACULTY AND PROGRAM

MDGC is a higher education institution committed to providing quality education at both Bachelor's and Master's levels. The college primarily operates under two major faculties: Education and Management offering multidisciplinary programs that aim to develop competent, skilled, and socially responsible graduates.

2.1 Faculty and Departments

Department of Education

The Department of Education at MDGC serves as a center of academic excellence, offering programs at both Bachelor's and Master's levels. It provides multidisciplinary learning opportunities in subjects such as English, Nepali, and Health. The department focuses on creating a dynamic learning environment that strengthens students' theoretical understanding as well as practical competencies. Faculty members are actively engaged in research, publications, and academic collaboration, contributing to knowledge creation and innovation. The department aims to produce qualified educators, researchers, and academic leaders capable of addressing the evolving needs of the education sector.

Department of Management

The Department of Management is dedicated to delivering quality education for students pursuing careers in business, industry, and government sectors. It emphasizes the development of innovative, entrepreneurial, and socially responsible graduates who can contribute to the socio-economic development of Nepal. The department offers programs at both Bachelor's and Master's levels, integrating theoretical knowledge with practical application. It promotes critical thinking, leadership, and strategic decision-making through teaching, research, internships, case studies, and industry collaboration, ensuring that graduates are well-prepared for competitive and globalized environments.

2.2 Programs and Courses Offered

Maiya Devi Girls' College offers a range of academic programs designed to meet national and international educational standards. The courses are based on the curriculum developed and updated by the Curriculum Development Centre of Tribhuvan University, ensuring relevance, quality, and academic rigor. The programs focus on enhancing subject knowledge, research skills, and professional competencies among students.

The following programs are currently offered by the college:

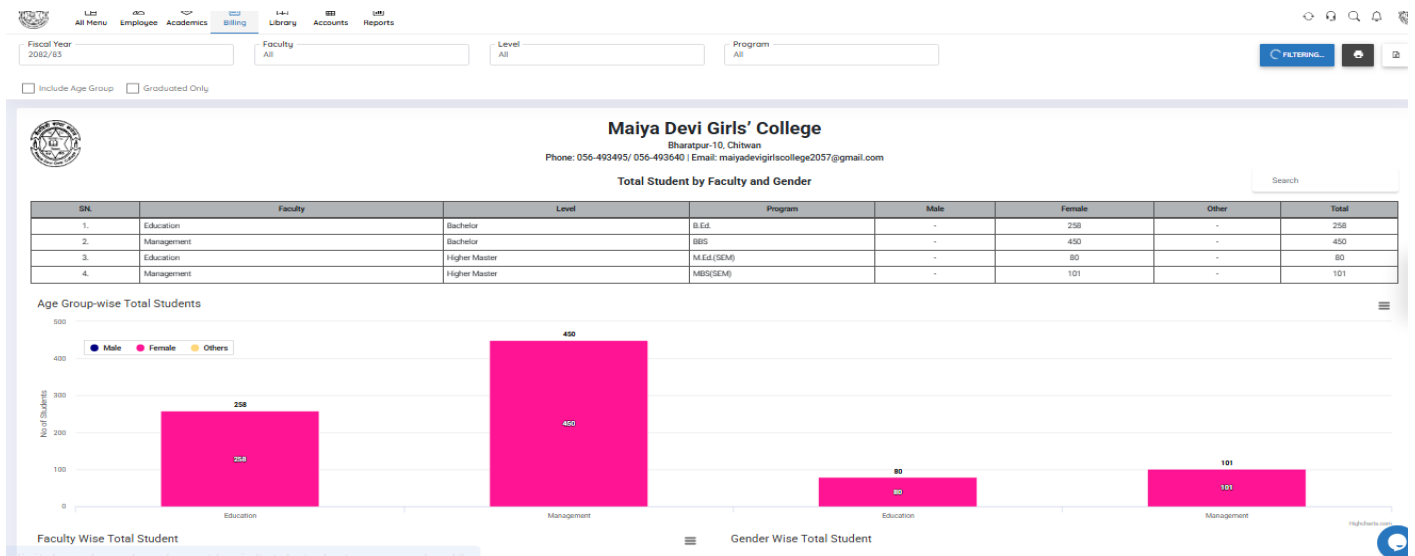
Bachelor's Level (4 Years, Annual System):

- Bachelor in Business Studies (BBS)
- Bachelor in Education (B.Ed.)

Master's Level: (4 Semester, Semester System):

- Master in Business Studies (MBS)
- Master in Education (M.Ed.)

Through these programs, MDGC continues to strengthen its academic foundation and contribute to the development of skilled human resources capable of meeting the demands of the modern world.



SECTION 3:

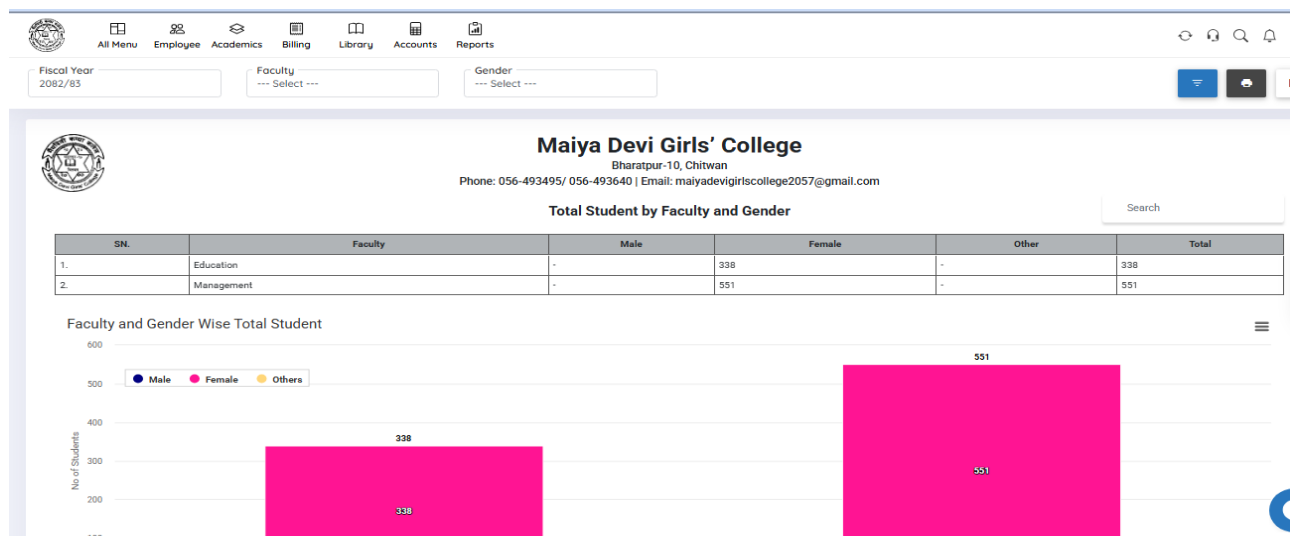
STUDENT ENROLLMENT

This section presents the student enrollment status of Maiya Devi Girls' College (MDGC) for the fiscal year 2082/83, categorized by faculty. As a single-gender institution dedicated exclusively to female students, all enrollments recorded in this report represent female students.

The total student enrollment is distributed across two major faculties: Education and Management. The Faculty of Education has a total of 338 students, while the Faculty of Management has 551 students enrolled. Altogether, the college has a total enrollment of 889 students, all of whom are female, reflecting the institution's mission to promote women's access to higher education.

The data indicates that the Faculty of Management has a higher enrollment compared to the Faculty of Education. This suggests a growing interest among students in management-related programs, likely due to expanding career opportunities in business, entrepreneurship, and administrative sectors.

Overall, the enrollment pattern highlights MDGC's strong contribution to women's empowerment through education, while also demonstrating steady academic participation and a preference for management studies among students.



SECTION 4:

PASS RATE

This section analyzes the pass rate of students at Maiya Devi Girls' College (MDGC) over the last three academic years: 2079 B.S., 2080 B.S., and 2081 B.S., based on the number of students appearing in examinations and those successfully passing.

In 2079 B.S., a total of 727 students appeared in the examinations, out of which 191 students passed, resulting in an overall pass rate of approximately 26.3%. Among the programs, MBS recorded the highest performance with 61 passes out of 106 students, while B.Ed. and M.Ed. showed comparatively lower pass numbers.

In 2080 B.S., the number of students appearing in exams decreased to 595, with 152 students passing, giving a pass rate of about 25.5%. Although the overall pass rate slightly declined, M.Ed. showed improvement (12 passes out of 72), while MBS experienced a noticeable drop in performance compared to the previous year.

In 2081 B.S., a total of 615 students appeared in the examinations, and 172 students passed, resulting in an improved pass rate of approximately 28.0%. The MBS program demonstrated a significant increase in performance with 79 passes out of 108 students, the highest among all programs. However, BBS and B.Ed. recorded a decline in pass numbers compared to previous years, indicating areas that may require academic support and intervention.

Overall, the pass rate trend shows a slight fluctuation over the three years, with a notable improvement in 2081 B.S. The Management faculty (especially MBS) has consistently performed better compared to Education programs. The data suggests the need for targeted academic strategies, particularly in B.Ed. and BBS programs, to enhance student performance and overall pass rates in the coming years.

Level/Year	2079 BS		2080 BS		2081 BS	
	Exam App.	Pass	Exam App.	Pass	Exam App.	Pass
BBS	321	91	272	84	265	57
B.Ed.	244	33	166	23	166	23
M.Ed.	56	6	72	12	76	13
MBS	106	61	85	35	108	79
Total	727	191	595	152	615	172

SECTION 5: GRADUATES

This section shows the number of graduates of Maiya Devi Girls' College (MDGC) from 2022 to 2024. The total graduates increased from 50 in 2022 to 59 in 2023, and slightly decreased to 57 in 2024.

At the Bachelor's level, graduates steadily increased from 26 (2022) to 38 (2024), mainly driven by the growth in BBS, while B.Ed. remained almost stable.

At the Master's level, the number fluctuated, rising from 24 (2022) to 28 (2023) and then dropping to 19 (2024). MBS contributed the highest number of graduates, whereas M.Ed. had consistently low output.

Overall, the trend shows steady improvement at the bachelor's level but fluctuations at the master's level, with management programs producing more graduates than education programs.

Level	Academic Program	2022 AD	2023 AD	2024 AD
Bachelor	BBS	19	24	32
	B.Ed.	7	7	6
	Total (A)	26	31	38
Master	M.Ed.	1	4	1
	MBS	23	24	18
	Total (B)	24	28	19
Grand Total (A+B)		50	59	57

SECTION 6: GENDER PARITY INDEX (GPI)

The Gender Parity Index (GPI) is an important indicator used to assess the relative participation of female and male students in an educational institution. It is typically calculated as the ratio of the number of female students to the number of male students enrolled. But in the case of Maiya Devi Girls' College, this college is established as a single-gender college dedicated exclusively to women's education. As reflected in the enrollment data, all 889 students are female.



Maiya Devi Girls' College

Bharatpur-10, Chitwan

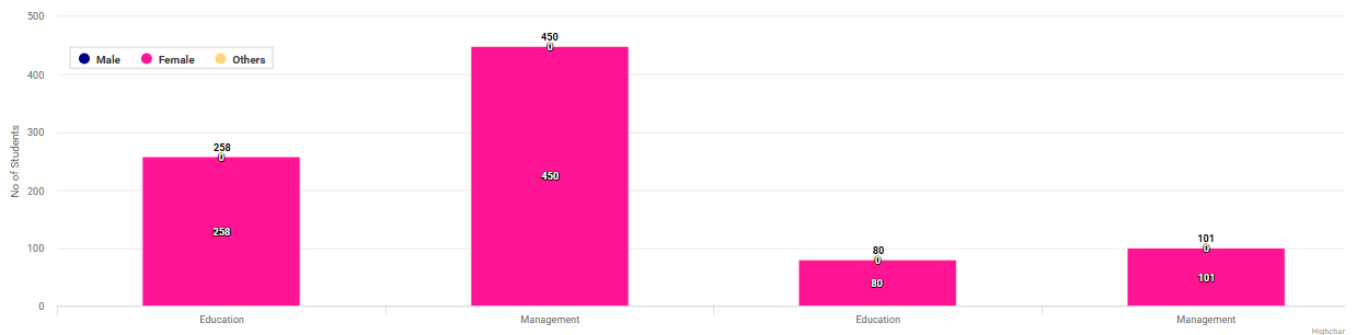
Phone: 056-493495/ 056-493640 | Email: maiyadevigirlscollege2057@gmail.com

Total Student by Faculty and Gender

Search

SN.	Faculty	Level	Program	Male	Female	Other	Total
1.	Education	Bachelor	B.Ed.	-	258	-	258
2.	Management	Bachelor	BBS	-	450	-	450
3.	Education	Higher Master	M.Ed.(SEM)	-	80	-	80
4.	Management	Higher Master	MBS(SEM)	-	101	-	101

Age Group-wise Total Students



Section 7: Public Financing

The public financing for the fiscal year 2081/082 are the contribution of external funding sources to the overall income of Maiya Devi Girls' College. Public financing primarily includes grants received from government and related agencies, particularly through the University Grants Commission (UGC) and other external sources.

During this fiscal year, the college received Rs. 21,85,000.00 as a regular grant from the UGC. In addition to this, college receives Rs. 99,46,555.04 for construction of building and on others topics, which represents a substantial share of public funding. Furthermore, the institution received Rs. 40,21,437.00 from other external sources categorized under public or institutional grants.

In total, public financing for the year sums up to Rs. 1,61,52,992.04. This indicates that a significant portion of the college's total income (Rs. 4,59,15,027.84) is supported by public funds. However, when compared to self-generated income, public financing plays a complementary role rather than a dominant one.

In conclusion, public financing in the fiscal year 2081/082 contributes significantly to the financial sustainability of Maiya Devi Girls' College, supporting its academic and institutional development while complementing its internally generated resources.

Section 8:

Teachers and Staff

The college has a total of 37 human resources, including 27 teaching faculties and 10 administrative/support staff. Among them, 12 personnel (11 teaching and 1 staff) hold permanent positions, indicating a relatively small core of long-term employees. Additionally, 7 teaching faculties are full-time, while the remaining majority are engaged on contract and part-time basis.

Overall, while the college maintains an adequate number of teachers and staff, increasing the share of permanent and full-time faculty would strengthen academic consistency, institutional memory, and quality assurance.

Fiscal Year*
2082/83

Both Teacher Staff

Department
All

Sub-Department
All

Designation
All


Sub-Designation
All

Appointment Type
Permanent

Status
Active

[=](#) [🖨](#) [📄](#)

Home > Print



Maiya Devi Girls' College

Bharatpur-10, Chitwan

Phone: 056-493495/ 056-493640 | Email: maiyadevirgilscollege2057@gmail.com

Search

Teacher / Staff Report

SN.	Name of the Employee	Type	Registered Year	Department	Gender	Blood Group	Phone	Email(Official/Personal)	Address
1.	Bal Shankar Subedi undefined Asst. Lecturer	Academic	2060	Education Health	MALE	-	9845052524	bssubedi94@gmail.com	Bharatpur-10, Chitwan
2.	Bhojraj Neupane undefined Principal	Academic	2057	Education Health	MALE	-	9845063909	neupanebhojraj5@gmail.com	Bharatpur 11, Chitwan
3.	Bikash Dhakal 49 Asst. Lecturer	Academic	2068	Management Finance	MALE	-	9855061854	dhakalbikash40@gmail.com	Bharatpur-07, Chitwan

SECTION 9:

STUDENT-TEACHER RATIO

The data for fiscal year 2082/83 shows that Maiya Devi Girls' College maintains an overall student-teacher ratio of around 1:17, which is generally satisfactory. The B.Ed programs demonstrate comparatively better balance, with lower ratios and more favorable teacher availability, allowing for improved student support and interaction. In contrast, the BBS programs have higher student loads per teacher, particularly in batches like BBS-2080-1 and BBS-2081-1, where ratios exceed 1:20, indicating potential strain on faculty and reduced individual attention for students. Overall, while the college's staffing situation is acceptable, there is a clear need to strengthen faculty numbers in the BBS programs to ensure more effective teaching and maintain educational quality.

Fiscal Year
2082/83

Master Year
--- Select ---



Maiya Devi Girls' College

Bharatpur-10, Chitwan

Phone: 056-493495/ 056-493640 | Email: maiyadevigirlscollege2057@gmail.com

Teacher Student Ratio

Search

S.N	Program	Total Teacher	Total Student	Teacher Student Ratio
1.	B.Ed.-2081-1	13	125	13 : 125
2.	B.Ed.-2080-1	4	73	4 : 73
3.	B.Ed.-2079-1	5	93	5 : 93
4.	B.Ed.-2082-1	8	110	4 : 55
5.	BBS-2081-1	9	184	9 : 184
6.	BBS-2080-1	5	133	5 : 133
7.	BBS-2079-1	7	128	7 : 128
8.	BBS-2082-1	8	150	4 : 75

SECTION 10:

RECENT TRENDS (ENROLLMENT, GRADUATES, PASS RATES AND FINANCING)

The recent trends of the institution, based on the analysis of enrollment, graduates, pass rates, and financing, indicate a pattern of gradual development accompanied by certain structural challenges.

In terms of enrollment, the data shows a steady and stable number of students over the recent years, with a clear dominance of enrollment in Management programs compared to Education. This reflects a shifting preference among students toward market-oriented and employment-focused disciplines such as BBS and MBS. The overall enrollment trend suggests that the institution continues to attract students consistently, particularly as a women-focused college, but the concentration in specific programs indicates limited diversification in academic demand.

Regarding graduates, there is a modest upward trend at the bachelor's level, indicating improved retention and completion rates in undergraduate programs. However, the number of graduates at the master's level shows fluctuation, with a slight decline in the most recent year. This suggests that while the institution is successful in maintaining undergraduate output, it faces challenges in sustaining student progression and completion at higher levels of education.

The trend in pass rates reveals some fluctuation over the years, with a slight decline followed by gradual improvement. Despite this improvement, the overall pass rate remains moderate, and disparities among programs are evident. Programs like MBS tend to perform better, while BBS and B.Ed. show relatively lower pass rates. This indicates inconsistencies in academic performance and highlights the need for enhanced academic support systems and teaching effectiveness to ensure more stable and improved outcomes.

In terms of financing, the institution demonstrates a mixed financial trend, relying on both public funding and internally generated income. While public funding contributes a significant share, internal sources constitute the larger portion of total income. This reflects a degree of financial sustainability and institutional independence, but also suggests vulnerability if internal revenue sources fluctuate. The trend indicates the need for more diversified and stable funding mechanisms to support long-term institutional development.

Overall, these recent trends suggest that the institution is maintaining steady enrollment and improving undergraduate outcomes, but continues to face challenges in academic consistency, postgraduate completion, and financial sustainability.

SECTION 11:

ANNEX SUMMARY ENROLLMENT BY LEVEL, FACULTY, PROGRAM, GENDER AND CASTE ETHNICITY

Fiscal Year*
2082/83
 Newly Joined

Home > Print

Maiya Devi Girls' College

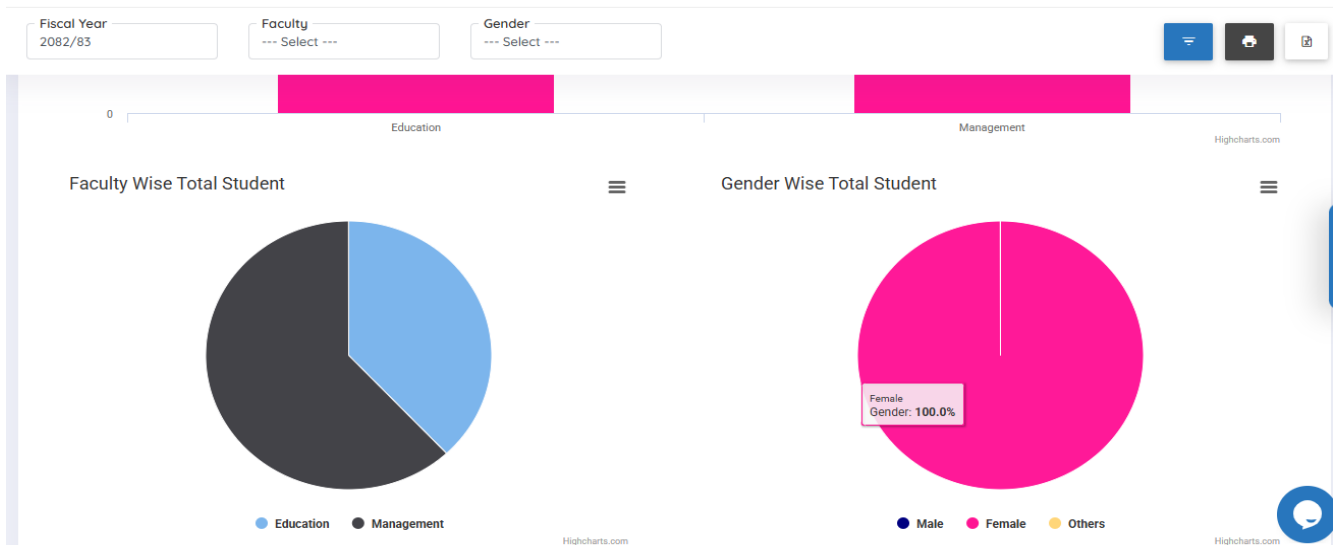
Bharatpur-10, Chitwan
Phone: 056-493495/ 056-493640 | Email: maiyadevigirlscollege2057@gmail.com

Search

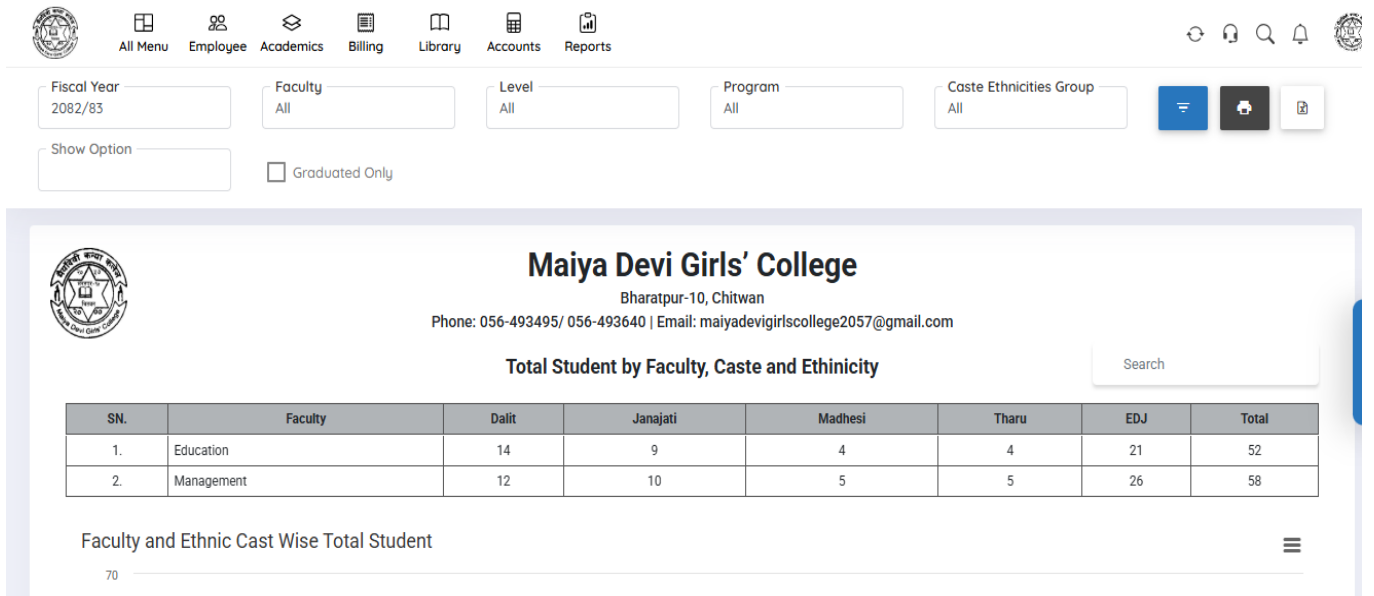
Student Enrollment Report

SN.	Campus Name	Roll No.	Student Name	District	Local Address	Caste Ethnicity	Gender	Age	Registered Year	University	Faculty	Level	Program	Year/ Semester	Mobile No.	Em
1.	Maiya Devi Girls' College	127	Aaisha Kshetri	Makwanpur	Bharatpur Metropolitan-city-10, Chitwan, Bagmati, Nepal	-	FEMALE	18	2082	Tribhuvan University	Management	Bachelor	BBS	1st year	9868168602	
2.	Maiya Devi Girls' College	137	Aakriti Bhujel	Lamjung	Bharatpur Metropolitan-city-5, Chitwan, Bagmati, Nepal	-	FEMALE	19	2082	Tribhuvan University	Management	Bachelor	BBS	1st year	9708288347	
3.	Maiya Devi ...	21962	Aanchal ...	Chitwan	Bharatpur-10- ...	Other	FEMALE	24	2079	Tribhuvan ...	Management	Bachelor	BBS	2nd year	9821125932	

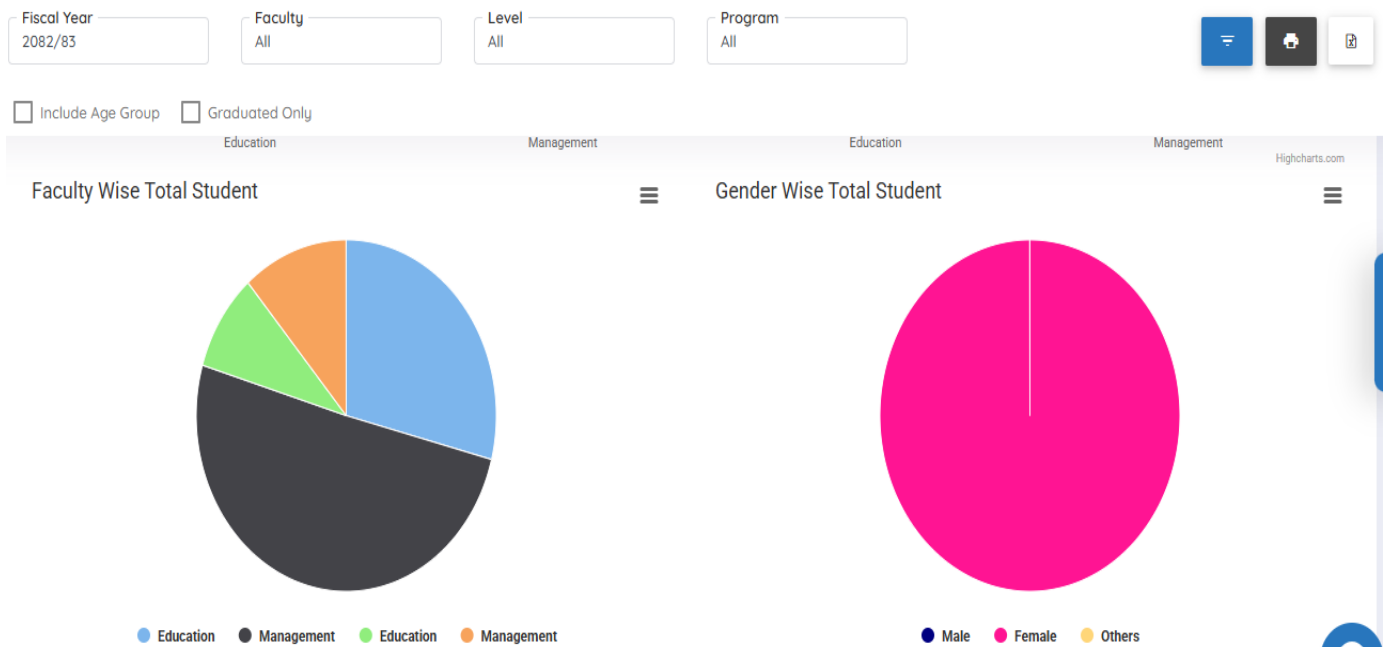
Annex 1: Student Enrollment Report



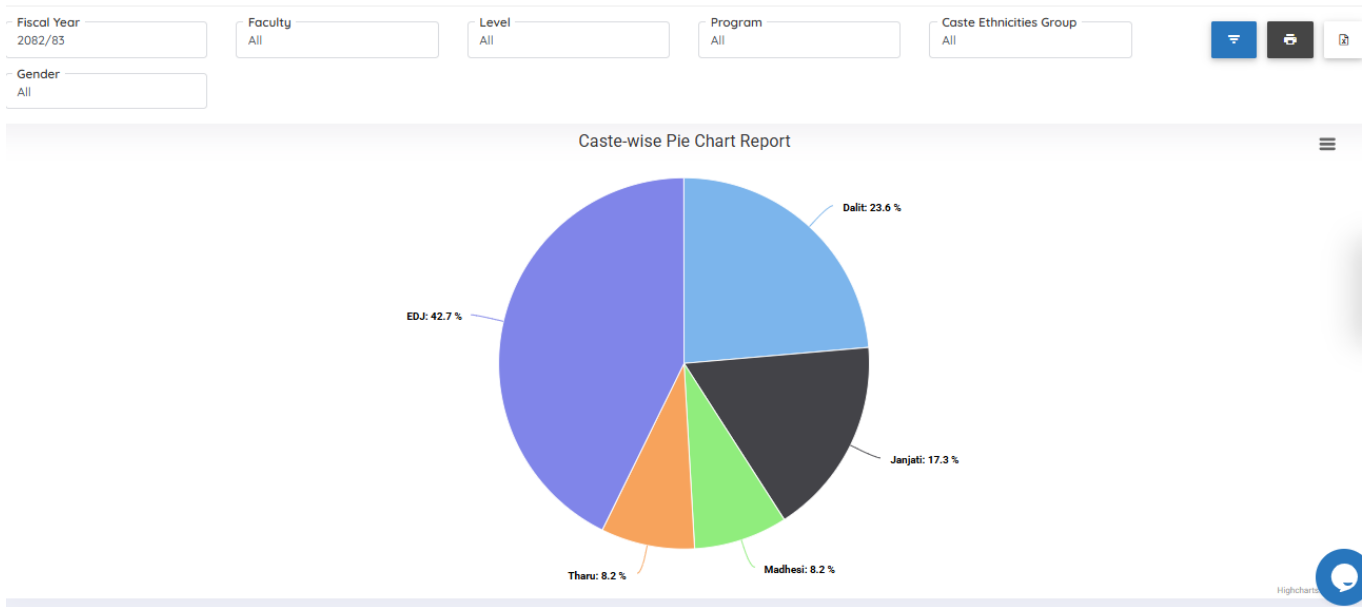
Annex 2: Students Enrollment by Faculty and Gender



Annex 3: Total Student by Faculty, Caste and Ethnicity



Annex 4: Faculty wise Total Students



Annex 5: Total Students according to Caste

Navigation: All Menu, Employee, Academics, Billing, Library, Accounts, Reports

Fiscal Year: 2082/83 | Appointment Type: All | Status: Active

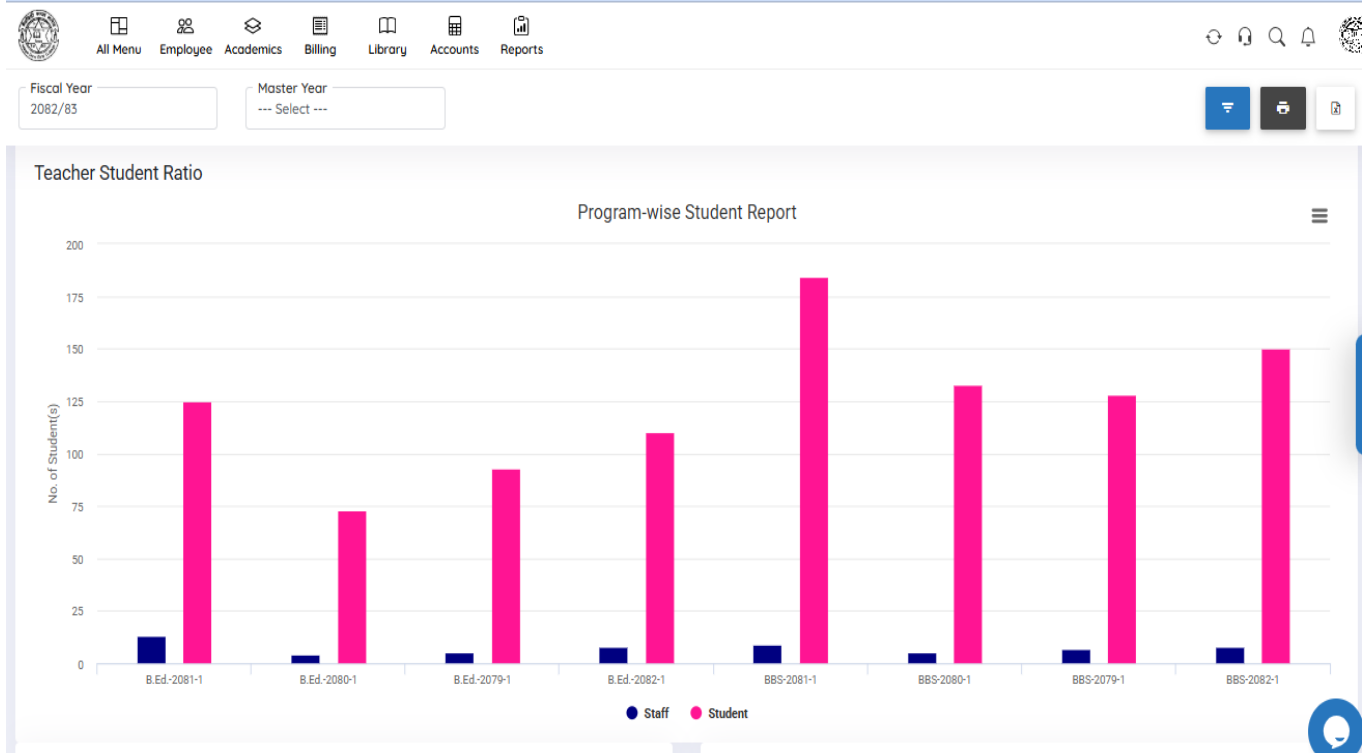
Maiya Devi Girls' College

Bharatpur-10, Chitwan
Phone: 056-493495/ 056-493640 | Email: maiyadevigirlscollege2057@gmail.com

Teacher / Staff Report

SN.	Name of the Employee	Type	Registered Year	Department	Gender	Blood Group	Phone	Email(Official/Personal)	Address
1.	Amrita Shrestha 43 Asst. Lecturer	Academic	2076	Education English	FEMALE	-	9845065677	amrita.diaa@gmail.com	Udipur-3, Lamjung
2.	Arjun Dhakal undefined Asst. Lecturer	Academic	2076	Education Nepali	MALE	-	9845332168	arjundhakals067@gmail.com	Bharatpur-08, Chitwan
3.	Bal Shankar Subedi undefined Asst. Lecturer	Academic	2060	Education Health	MALE	-	9845052524	bssubedi94@gmail.com	Bharatpur-10, Chitwan
4.	Balaram Poudel 38 Vice-Principal	Academic	2069	Management Finance	MALE	-	9855065260	paudelbalaram.000@gmail.com	Bharatpur-14, Chitwan
5.	Banita Poudel undefined Asst. Lecturer	Academic	2073	Education Education	FEMALE	-	9846089676	paudelbanita123@gmail.com	Bharatpur-7, Chitwan

Annex 6: Teacher/Staff Report




Annex 7: Teacher Students Ratio

Maiya Devi Girls' College
 Bharatpur-10, Chitwan
 Phone: 056-493495/ 056-493640 | Email: maiyadevirlscollege2057@gmail.com

Total Staff / Teacher by Designation, Gender and Caste and Ethnicity

SN.	Designation	Dalit			Janajati			Madhesi			Tharu			EDJ			Others			Total		
		Male	Female	Others	Male	Female	Others	Male	Female	Others	Male	Female	Others	Male	Female	Others	Male	Female	Others	Male	Female	Others
Academic																						
1.	Associate Professor	-	-	-	1	-	-	-	-	-	-	-	-	-	-	1	1	-	1	-	-	
2.	Lecturer	-	-	-	-	-	-	-	-	-	-	-	-	-	-	3	-	-	-	-	-	
3.	Principal	-	-	-	-	-	-	-	-	-	-	-	-	-	-	1	-	-	-	-	-	
4.	Vice-Principal	-	-	-	-	-	-	-	-	-	-	-	-	-	-	2	-	-	-	-	-	
5.	Driver	-	-	-	-	-	-	-	-	-	-	-	-	-	-	1	-	-	-	-	-	
6.	Assistant Teacher	-	-	-	-	-	-	-	-	-	-	-	-	-	-	4	2	-	-	-	-	

Annex 8: Total Staff/Teacher by Designation, Gender and Caste and Ethnicity




Maiya Devi Girls' College


Bharatpur-10, Chitwan
Phone: 056-493495/ 056-493640 | Email: maiyadevigirlscollege2057@gmail.com



Physical Infrastructure Report

1.	Land And Building	i) Total Land Area: 12 Katta (In Ropani/Kattha)	Does campus have the land ownership certificate: Yes
		ii) No. of Buildings: 7	ix) Ownership of Land: Own <input checked="" type="checkbox"/> Rent <input type="checkbox"/> Lease <input type="checkbox"/> Others <input type="checkbox"/>
		iii) Total Area covered by Building 13851.(In Total Sq. Feet)	x) Ownership of Building: Own <input checked="" type="checkbox"/> Rent <input type="checkbox"/> Lease <input type="checkbox"/> Others <input type="checkbox"/>
		iv) No. of Class Rooms: 26	xi) Adequacy of Buildings: Yes xii) Adequacy of Class rooms: Yes
		v) Total Area covered by Class Room 6240.(In Total Sq. Feet)	xiii) Toilet (Male & Female): Yes. xiv) Drinking water facility: Yes
		vi) Total Number of Labs: 1	Does campus have the Play Ground: Yes
		vii) Number of Science Lab:	Does campus have the Hostel facility (Male/Female): No
		viii) Total Area covered by Lab 500.(In Total Sq. Feet)	
2.	Furniture	i) No. of Desks and Benches: 480 ii) No. of Tables and Chairs: 172 iii) No. of Cabinets: 15 iv) Others:	
		i) No. of Computers: 48	
		ii) No. of Printers: 9	
		iii) No. of Fax Machines:	

Annex 9: Physical Infrastructure Report



All Menu
Employee
Academics
Billing
Library
Accounts
Reports



Fiscal Year: View after load

UGC Form Registration No:



UNIVERSITY GRANTS COMMISSION
SANOTHIMI, BHAKTAPUR, NEPAL

STATISTICAL DATA FORM - BS 2082/83
(..... AD)
FOR
CAMPUSES

Documents Checklist

1. Two copies of Audit Report []

2. Copies of Campus rule and regulations []

Annex 10: Statistical Data Form



Maiya Devi Girls' College

Bharatpur-10, Chitwan

Phone: 056-493495/ 056-493640 | Email: maiyadevirlscollege2057@gmail.com

Graduated Student By Faculty, Level and Program

Search

SN.	Roll No.	Name	Caste	Gender	Faculty	Level
1.	15267	Kabita Rimal	Other	FEMALE	Management	Bachelor
2.	15289	Saraswati Khatiwada	Other	FEMALE	Management	Bachelor
3.	15264	Jyoti Poudel	Other	FEMALE	Management	Bachelor
4.	15273	Gita Lamichhane	Other	FEMALE	Management	Bachelor
5.	15943	Anu Bista	Other	FEMALE	Management	Bachelor
6.	15934	Neha G.c	Other	FEMALE	Management	Bachelor
7.	15927	Anjita Sapkota	Other	FEMALE	Management	Bachelor
8.	17208	Durga Kumal	Other	FEMALE	Management	Bachelor
9.	17232	Dil Kumari Adhikari	Other	FEMALE	Management	Bachelor
10.	17207	Sandipa Thakuri	Other	FEMALE	Management	Bachelor
11.	17221	Asmita Neupane	Other	FEMALE	Management	Bachelor
12.	17203	Swopnil Wagley	Other	FEMALE	Management	Bachelor

Annex 11: Graduated Students by Faculty, Level and Program

Home > Print



Maiya Devi Girls' College

Bharatpur-10, Chitwan

Phone: 056-493495/ 056-493640 | Email: maiyadevirlscollege2057@gmail.com

Student Dropout Report

Search

SN.	Campus Name	Roll No.	Student Name	District	Local Address	Caste Ethnicity	Gender	Age	Registered Year	University	Faculty	Level	Program	Year/ Semester	Mobile No.	Email	Parent Name	Parent Contact No.
1.	Maiya Devi Girls' College	15271	Anju Lopchan	Chitwan	-	EDJ	FEMALE	27	2076	Tribhuvan University	Management	Bachelor	BBS	1st year	9880862218		Aaitee Lopchan	MCPL-10-Chitwan
2.	Maiya Devi Girls' College	17236	Anupa Sapkota	Chitwan	-	EDJ	FEMALE	27	2076	Tribhuvan University	Management	Bachelor	BBS	1st year	9845671666		Kabiraj B.k	9705745306
3.	Maiya Devi Girls' College	20871	Asmita Dura	Chitwan	-	EDJ	FEMALE	27	2078	Tribhuvan University	Management	Bachelor	BBS	1st year	9824185717		Kabiraj B.k	9705745306
4.	Maiya Devi Girls' College	17226	Asmita Gurung	Chitwan	-	EDJ	FEMALE	24	2076	Tribhuvan University	Management	Bachelor	BBS	1st year	9829291462		Kabiraj B.k	9705745306
5.	Maiya Devi Girls' College	18119	Bishnu Subedi	Chitwan	-	EDJ	FEMALE	24	2076	Tribhuvan University	Management	Bachelor	BBS	1st year	9806169258		Ganesh Subedi	MCPL-10-Chitwan
6.	Maiya Devi Girls' College	17413	Brinda Mahato	Chitwan	-	EDJ	FEMALE	28	2076	Tribhuvan University	Management	Bachelor	BBS	1st year	9807101786		Kabiraj B.k	9705745306
7.	Maiya Devi Girls' College	18920	Chandra Mala Yadav	Chitwan	-	EDJ	FEMALE	33	2076	Tribhuvan University	Management	Bachelor	BBS	1st year	9845505612		Kabiraj B.k	9705745306
8.	Maiya Devi Girls' College	17231	Devika Kandel	Chitwan	-	EDJ	FEMALE	24	2076	Tribhuvan University	Management	Bachelor	BBS	1st year	9824287990		Kabiraj B.k	9705745306

Annex 12: Student Dropout Report